



MQP240

Diesel Generator

Prime Rating — 240 kW (300 kVA)

Standby Rating — 260 kW (330 kVA)

3-Phase, 60 Hertz, 0.8 PF



STANDARD FEATURES

- **Heavy duty, turbocharged, direct injection diesel engine** provides maximum reliability.
- **Brushless alternator** reduces service and maintenance requirements and meets temperature rise standards for Class F insulation systems.
- **Open delta alternator** design provides virtually unlimited excitation for maximum motor starting capability.
- **Automatic voltage regulator (AVR)** provides precise regulation.
- **Electronic governor system with idle switch** maintains frequency to $\pm 0.25\%$.
- **Full load acceptance** of standby nameplate rating in one step (NFPA 110, para 5-13.2.6).
- **Sound attenuated, weather resistant, steel housing** provides operation at 73 dB(A) at 23 feet. Fully lockable enclosure allows safe unattended operation.
- **Fuel/water separator** removes condensation from fuel for extended engine life.
- **E-Coat primer** with polyurethane enamel finish coat.
- **Low coolant level shutdown system** provides protection from critically low coolant levels. Includes control panel warning light.
- **Complete engine analog instrumentation** includes DC ammeter, oil pressure gauge, fuel gauge, water temp. gauge, tachometer/hour meter, preheat indicator, manual engine speed control, emergency shutdown monitors, and emergency stop button.
- **Complete generator analog instrumentation** includes voltage regulator control, ammeter phase selector switch, voltmeter phase selector switch, AC voltmeter, AC ammeter, frequency meter, panel light, and circuit breaker.
- **Automatic safety shutdown system** monitors the water temperature, engine oil pressure, overspeed, and overcrank. Warning lights indicate abnormal conditions.
- **Auto start/stop control** allows generator to start automatically in the event of a commercial power failure.
- **Complete power panel.** Fully covered; three-phase terminals and single phase receptacles allow fast and convenient hookup for most applications including temporary power boxes, tools and lighting equipment. All are NEMA standard.
- **Two stage air filter**
- **Simultaneous single and three phase power**
- **Emergency stop switch**
- **Battery switch**
- **Documentation box**
- **EPA emissions certified** - Tier 3 emissions compliant
- **CSA listed**



MQP240

Diesel Generator

SPECIFICATIONS

| Generator Specifications | |
|---|---|
| Design | Revolving field, self-ventilated Drip-proof, single bearing |
| No. of Poles | 4 |
| Excitation | Brushless with AVR |
| Phase | 3 |
| Standby Output | 260 KW (330 KVA) |
| Prime Output | 240 KW (300 KVA) |
| Generator RPM | 1800 |
| Voltage - 3Ø | 208, 220, 240, 416, 440, 480V Reconnectable |
| Voltage - 1Ø | 120, 127, 139, 240, 254, 277V Adjustable |
| Armature Connection | Star with Neutral |
| Voltage Regulation (No load to full load) | ±0.5% |
| Power Factor | 0.8 |
| Frequency | 60 Hz |
| Frequency Regulation: No Load to Full Load | Isochronous under varying loads from no load to 100% rated load |
| Frequency Regulation: Steady State | ±0.25% of mean value for constant loads from no load to full load. |
| Insulation | Class F |
| Sound Level dB(A) Full load at 23 feet | 73 |

| Engine Specifications | |
|---------------------------|--|
| Make / Model | Cummins / QSL9-G3 |
| Emissions | EPA Tier 3 Certified |
| Starting System | Electric |
| Design | 4-cycle, water cooled, direct injection, turbocharged. Charged Air Cooled. |
| Displacement | 543 in ³ (8900 cc) |
| No. cylinders | 6 |
| Bore x Stroke | 4.49 x 5.71 in. (114 x 145 mm) |
| Gross Engine Power Output | 399 hp (297 kW) |
| BMEP | 287 psi (1979 kPa) |
| Piston Speed | 1707 ft/min (8.7 m/s) |
| Compression Ratio | 17.8:1 |
| Engine Speed | 1800 rpm |
| Overspeed Limit | 2040 rpm |
| Oil Capacity | 7.0 gallons (26.5 liters) |
| Battery | 150Ah x 2 (24 V Systems) |

| Fuel System* | | |
|--|---------------------------|------|
| Recommended Fuel | ASTM-D975-No.1 & No.2-D** | |
| Maximum Fuel Flow (per hour) | 22 gallons (83 liters) | |
| Maximum Inlet Restriction (Hg) | 6.0 in (152 mm) | |
| Fuel Consumption | gph | lph |
| At full load | 19.0 | 72.0 |
| At 3/4 load | 15.5 | 58.6 |
| At 1/2 load | 11.1 | 41.9 |
| At 1/4 load | 5.9 | 22.4 |
| * - External fuel tank. No fuel tank installed on generator. | | |
| ** - Use ultra-low sulfur diesel fuel. | | |

| Cooling System | |
|--|---------------------------|
| Fan Load | 12 hp (9 kW) |
| Coolant Capacity (with radiator) | 11.3 gallons (43 liters) |
| Coolant Flow Rate (per minute) | 60.5 gallons (229 liters) |
| Heat Rejection to Coolant (per minute) | 6310 Btu (6.6 MJ) |
| Maximum Coolant Friction Head | 5.0 psi (35 kPa) |
| Maximum Coolant Static Head | 60 feet (18 meters) |
| Ambient Temperature Rating | 104°F (40°C) |

| Air | |
|---------------------------------|------------------------------------|
| Combustion Air | 770 cfm (21.8 m3/min) |
| Maximum Air Cleaner Restriction | 25 in. H ₂ O (6.25 kPa) |
| Alternator Cooling Air | 2797 cfm (79.0 m3/min) |
| Radiator Cooling Air | 7946 cfm (225 m3/min) |

| Exhaust System | |
|-----------------------|--------------------------------------|
| Gas Flow (full load) | 2040 cfm (57.9 m ³ /min) |
| Gas Temperature | 1035°F (560°C) |
| Maximum Back Pressure | 40.8 in. H ₂ O (10.2 kPa) |

| Amperage | |
|-----------------------------------|---------------------|
| Rated Voltage | Maximum Amps |
| 1Ø 120 Volt | 666.7 Amps (4 wire) |
| 1Ø 240 Volt | 333.3 Amps (4 wire) |
| 3Ø 240 Volt | 722 Amps |
| 3Ø 480 Volt | 361 Amps |
| Main Line Circuit Breaker Rating | 800 Amps |
| Over Current Relay Trip Set Point | 361 Amps |

WARRANTY*

Cummins Engine

12 months from date of purchase with unlimited hours.

Generator

24 months from date of purchase or 2000 hours (whichever occurs first).

Trailer

12 months excluding normal wear items.

*Refer to the express written, one-year limited warranty sheet for additional information.

NOTICE

Generator is not intended for use in enclosed areas or where free flow of air is restricted.


Backfeed to a utility system can cause electrocution and/or property damage. Do not connect to any building's electrical system except through an approved device.

Specifications are subject to change without notice.




MQP240

Diesel Generator

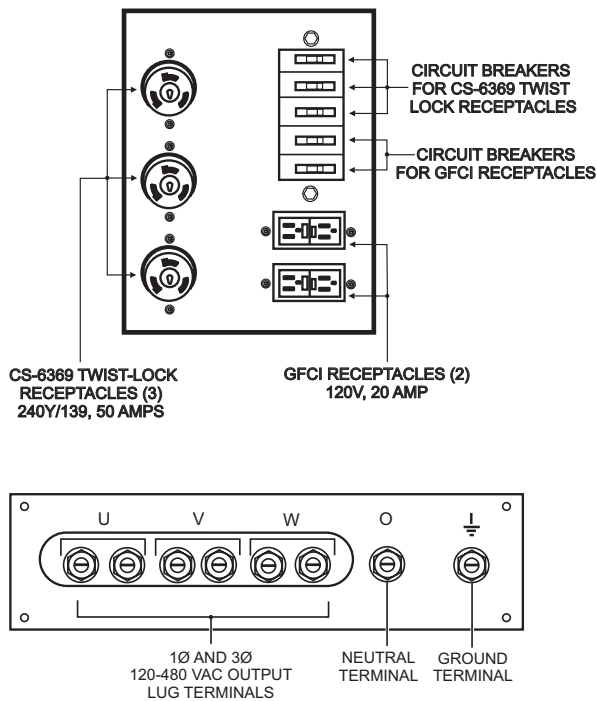
MQ POWER DECIBEL LEVELS 

Our soundproof housing allows substantially lower operating noise levels than competitive designs. WhisperWatts are at home on construction sites, in residential neighborhoods, and at hospitals — just about anywhere.

- 90 — Subway / truck traffic
- 80 — Average city traffic — **MQP240 at 23 feet**
- 70 — Inside car at 60 mph
- 60 — Air conditioner at 20 feet
- 50 — Normal conversation



GENERATOR OUTPUT PANEL



OPTIONAL GENERATOR FEATURES

- **Battery charger** — provides fully automatic and self-adjusting charging to the generator's battery system.
- **Jacket water heater** — for easy starting in cold weather climates.
- **Special batteries** — long life batteries provide extra engine cranking power.
- **Spring isolaters** — provides extra vibration protection for standby applications.
- **Trailer mounted package** — highway legal trailer with electric or surge brakes with triple axle configuration. Extra capacity fuel tanks are also available.

OPTIONAL CONTROL FEATURES

- **Audible Alarm** — alerts operator of abnormal conditions.

OPTIONAL FUEL CELL FEATURES

- **Trailer fuel tank** — fuel cell located in the trailer.
- **Subbase fuel cell (double wall)** — contains a leak sensor, low fuel level switch, and a secondary containment tank. UL142 listed.
- 12 hours of minimum run time.
- 24 hours of minimum run time.

OPTIONAL OUTPUT CONNECTIONS

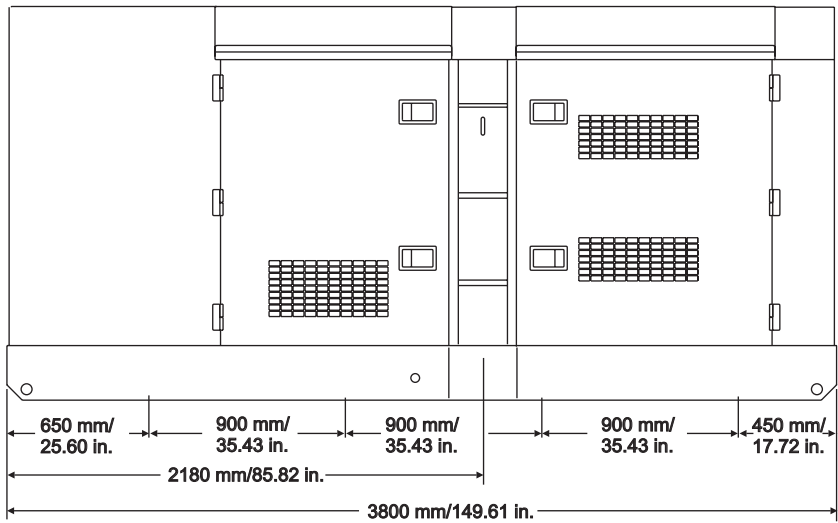
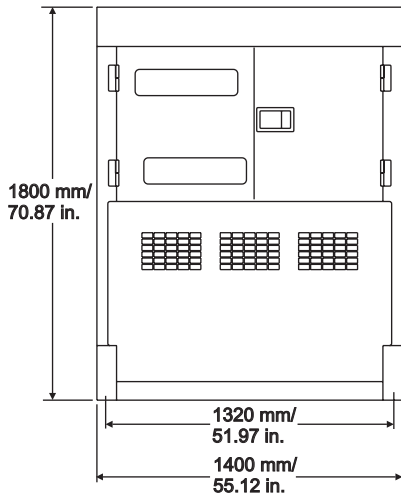
- **Cam-Loks** — provides quick disconnect alternative to bolt-on connectors.
- **Pin and Sleeve Connectors** — provides industry standard connectors for all voltage requirements.
- **Output Cable** — available in any custom length and size configuration.



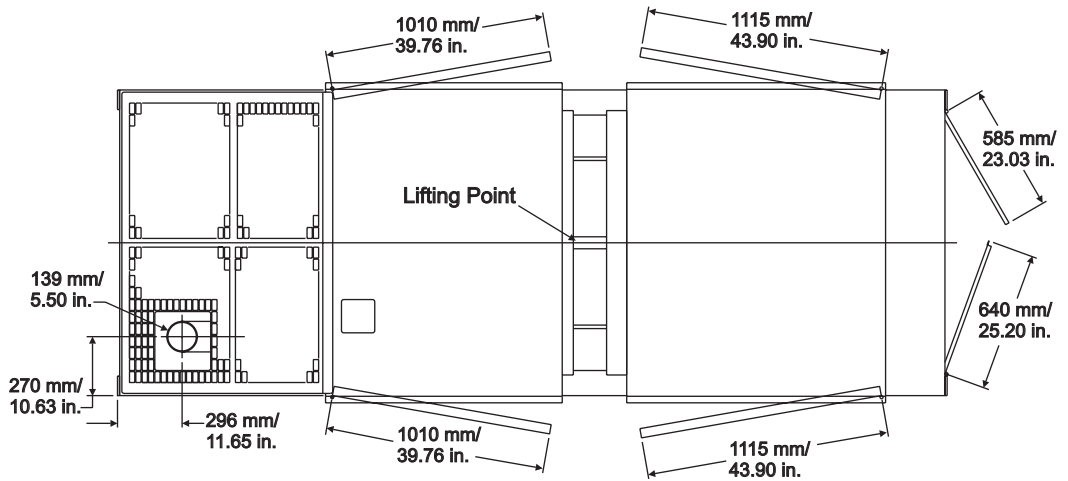
MQP240

Diesel Generator

DIMENSIONS



| Weight | |
|-----------------------------|------------------------|
| Dry Weight | 8,645 lbs. (3,920 kg) |
| Wet Weight | 8,865 lbs. (4,020 kg) |
| Max. Lifting Point Capacity | 16,500 lbs. (7,484 kg) |



Manufactured by Denyo Co.

© COPYRIGHT 2014 MULTIQUIP INC.
MQP240 Rev. #1 (03/20/14)



1741 East Colon Street, (zip 90744)
PO Box 1212
Wilmington, CA 90748-1212
Phone: 310 835-3161 • Fax: 310 518-3019
sales@assocpower.com • www.assocpower.com