



DCA220SSCU

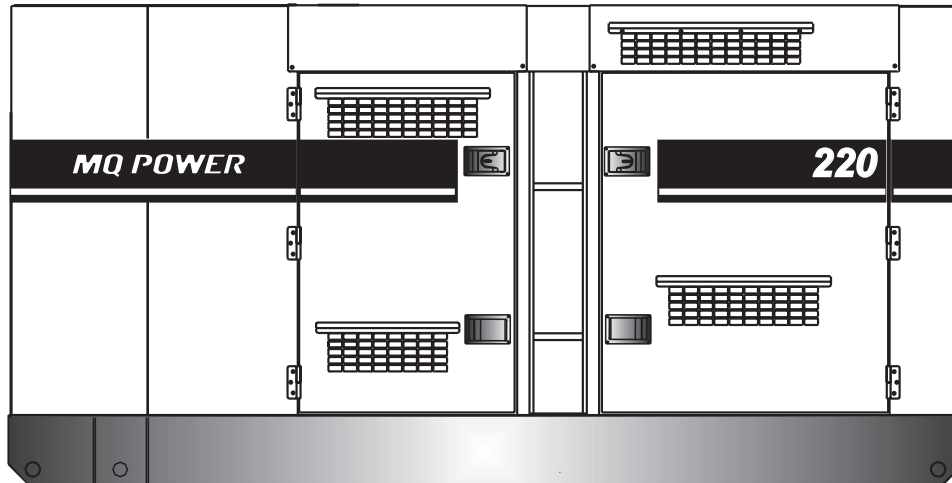
MQ POWER Whisperwatt™ Series

WhisperWatt™ 220

Prime Rating — 176 kW (220 kVA)

Standby Rating — 194kW (242 kVA)

3-Phase, 60 Hertz, 0.8 PF



STANDARD FEATURES

- Heavy duty, 4-cycle, direct injection, turbocharged, air to air intercooled diesel engine provides maximum reliability.
- Brushless alternator reduces service and maintenance requirements and meets temperature rise standards for Class F insulation systems.
 - Open delta alternator design provides virtually unlimited excitation for maximum motor starting capability.
 - Automatic voltage regulator (AVR) provides precise regulation.
- Electronic governor system maintains frequency to $\pm 0.25\%$.
- Full load acceptance of standby nameplate rating in one step (NFPA 110, para 5-13.2.6).
- Sound attenuated, weather resistant, steel housing provides operation at 75 dB(A) at 23 feet. Fully lockable enclosure allows safe unattended operation.
- Internal fuel tank with direct reading fuel gauges are standard.
- Seven stage powder coat paint provides durability and weather protection.
- Jacket Water Heater (750 watts) for easy starting in cold weather climates (above 0° C).
- Digital engine gauges including oil pressure, water temperature, battery volts, engine speed, and fuel level.
- Analog generator instrumentation including AC ammeter, AC voltmeter, frequency meter, ammeter phase selector switch, voltmeter phase selector switch, and voltage regulator adjustment potentiometer.
- ECU830 microprocessor-based digital generator controller.
 - Remote 2-wire start/stop control.
 - Operational temperature range of -40° to 85° C.
 - High visibility LCD display with heated screen and alphanumeric readout.
 - 50/60 Hz engine speed selection; engine is EPA dual-speed rated.
 - Modbus interface for gauge panel and expansion options.
 - DPF cleaning cycle indication.
- Automatic safety shutdown system monitors the water temperature, engine oil pressure, low coolant, overspeed, and overcrank. Warning lights indicate abnormal conditions.
- Complete power panel. Fully covered; three-phase terminals and single phase receptacles allow fast and convenient hookup for most applications including temporary power boxes, tools and lighting equipment. All are NEMA standard.
- Fuel/water separator. Removes condensation from fuel for extended engine life.
- Simultaneous single and three phase power.
- Emergency Stop Switch. When manually activated, shuts down generator in the event of an emergency.
- EPA emissions certified - Tier 4i emissions compliant.
 - Engine fitted with DOC and DPF.



DCA220SSCU

MQ POWER Whisperwatt™ Series

SPECIFICATIONS

Generator Specifications	
Design	Revolving field, self-ventilated Drip-proof, single bearing
Armature Connection	Star with Neutral
Phase	3
Standby Output	194 KW (242 KVA)
Prime Output	176 KW (220 KVA)
3Ø Voltage (L-L/L-N) Voltage Change-Over Bd. at 3Ø 240/139	208Y/120, 220Y/127, 240Y/139
3Ø Voltage (L-L/L-N) Voltage Change-Over Bd. at 3Ø 480/277	416Y/240, 440Y/254, 480Y/277
1Ø Voltage (L-L/L-N) (Voltage Change-Over Bd. at 1Ø 240/120)	N/A
Power Factor	0.8
Voltage Regulation (No load to full load)	±0.5%
Generator RPM	1800
Frequency	60 Hz
No. of Poles	4
Excitation	Brushless with AVR
Frequency Regulation: No Load to Full Load	Isochronous under varying loads from no load to 100% rated load
Frequency Regulation: Steady State	±0.25% of mean value for constant loads from no load to full load.
Insulation	Class F
Sound Level dB(A) Full load at 23 feet	75

Engine Specifications	
Make / Model	Cummins / QSB7-G6
Emissions	EPA Interim Tier 4 Certified
Starting System	Electric
Design	4-cycle, water cooled, direct injection, turbocharged. Charged Air Cooled and EGR.
Displacement	409 in ³ (6.7 liters)
No. cylinders	6
Bore x Stroke	4.21 x 4.88 in. (107 x 124 mm)
Gross Engine Power Output	314 hp (234 kW)
BMEP	304 psi (2097 kPa)
Piston Speed	1464 ft/min (7.4 m/s)
Compression Ratio	17.3:1
Engine Speed	1800 rpm
Overspeed Limit	2070 rpm
Oil Capacity	4.6 gallons (17.5 liters)
Battery	12V 100Ah x 2 (24 V Systems)

Fuel System		
Recommended Fuel	ASTM-D975-No.1 & No.2-D*	
Maximum Fuel Flow (per hour)	35.4 gallons (134 liters)	
Maximum Inlet Restriction (Hg)	4.0 in (100 mm)	
Fuel Tank Capacity	100 gallons (380 liters)	
Fuel Consumption	gph	lph
At full load	12.4	46.8
At 3/4 load	9.5	36.0
At 1/2 load	6.9	26.0
At 1/4 load	4.4	16.8

* - Use ultra-low sulfur diesel fuel.

Cooling System	
Fan Load	13 hp (9.7 kW)
Coolant Capacity (with radiator)	11.4 gallons (43 liters)
Coolant Flow Rate (per minute)	40 gallons (151 liters)
Heat Rejection to Coolant (per minute)	7197 Btu (7.59 MJ)
Maximum Coolant Friction Head	5 psi (34.5 kPa)
Maximum Coolant Static Head	60 feet (18.3 meters)
Ambient Temperature Rating	104°F (40°C)

Air	
Combustion Air	430 cfm (12.18 m ³ /min)
Maximum Air Cleaner Restriction	25 in. H ₂ O (6.25 kPa)
Alternator Cooling Air	1459 cfm (41.3 m ³ /min)
Radiator Cooling Air	12325 cfm (349 m ³ /min)

Exhaust System	
Gas Flow (full load)	996 cfm (28.2 m ³ /min)
Gas Temperature	948°F (509°C)
Maximum Back Pressure	88.3 in. H ₂ O (22 kPa)

Amperage	
Rated Voltage	Maximum Amps
1Ø 120 Volt	488.9 Amps (4 wire)
1Ø 240 Volt	244.4 Amps (4 wire)
3Ø 240 Volt	529 Amps
3Ø 480 Volt	264 Amps
Main Line Circuit Breaker Rating	600 Amps
Over Current Relay Trip Set Point 480V Mode Only	256 Amps

WARRANTY*

Cummins Engine

12 months from date of purchase with unlimited hours.

Generator

24 months from date of purchase or 2000 hours (whichever occurs first).

Trailer

12 months excluding normal wear items.

*Refer to the express written, one-year limited warranty sheet for additional information.

NOTICE

Generator is not intended for use in enclosed areas or where free flow of air is restricted.

Backfeed to a utility system can cause electrocution and/or property damage. Do not connect to any building's electrical system except through an approved device.

Specifications are subject to change without notice.



DCA220SSCU

MQ POWER Whisperwatt™ Series

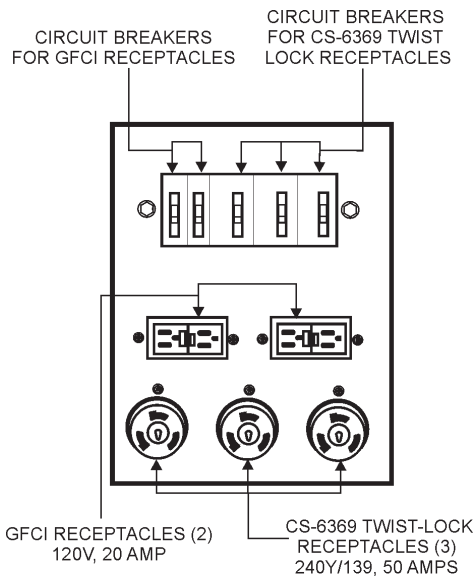
MQ POWER DECIBEL LEVELS

Our soundproof housing allows substantially lower operating noise levels than competitive designs. WhisperWatts are at home on construction sites, in residential neighborhoods, and at hospitals — just about anywhere.

- 90 — Subway / truck traffic
- 80 — Average city traffic
— **WhisperWatt at 23 feet**
- 70 — Inside car at 60 mph
- 60 — Air conditioner at 20 feet
- 50 — Normal conversation



GENERATOR OUTPUT PANEL



OPTIONAL GENERATOR FEATURES

- **Battery charger** — provides fully automatic and self-adjusting charging to the generator's battery system.
- **Jacket water heater** — for easy starting in cold weather climates below 0° (1500 watts).
- **Special batteries** — long life batteries provide extra engine cranking power.
- **Spring Isolators** — provides extra vibration protection for standby applications.
- **Trailer mounted package** — highway legal trailer with electric or surge-hydraulic brakes with double or triple axle configuration.

OPTIONAL CONTROL FEATURES

- **Audible alarm** alerts operator of abnormal conditions.

OPTIONAL FUEL CELL FEATURES

- **Trailer Fuel Tank** — additional fuel cell for extended runtime operation. Contains a leak sensor, low fuel level switch, and a secondary containment tank. UL142 listed.
- 12 hours of minimum run time.
- 24 hours of minimum run time.

OPTIONAL OUTPUT CONNECTIONS

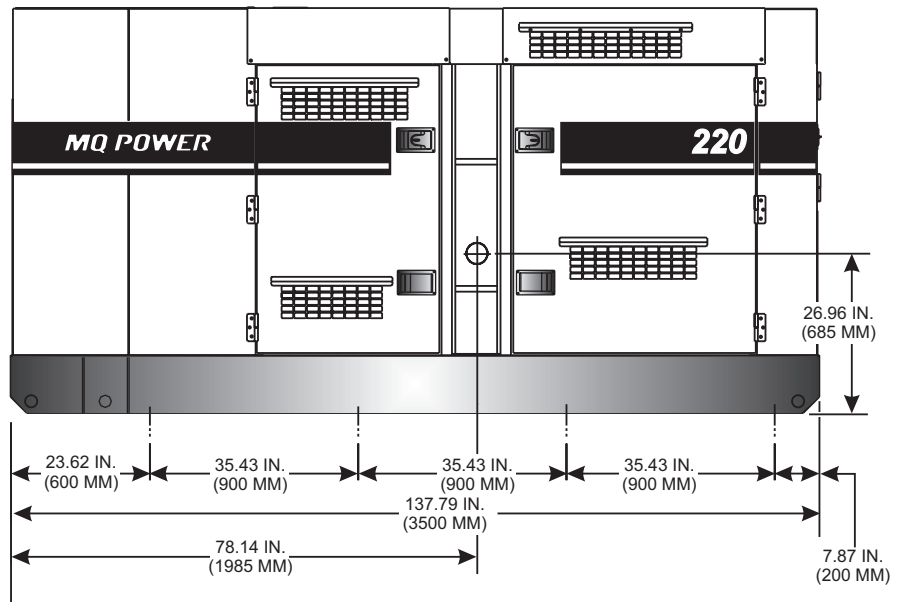
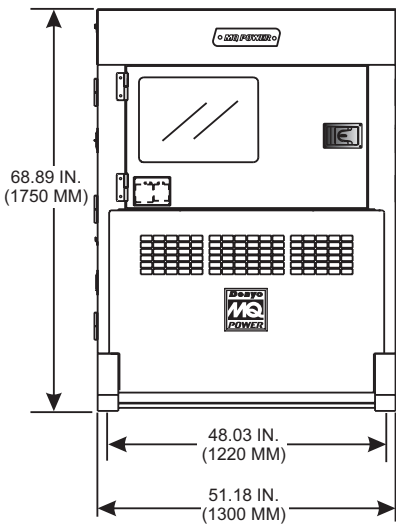
- **Cam-Loks** — provides quick disconnect alternative to bolt-on connectors.
- **Pin and Sleeve Connectors** — provides industry standard connectors for all voltage requirements.
- **Output Cable** — available in any custom length and size configuration.



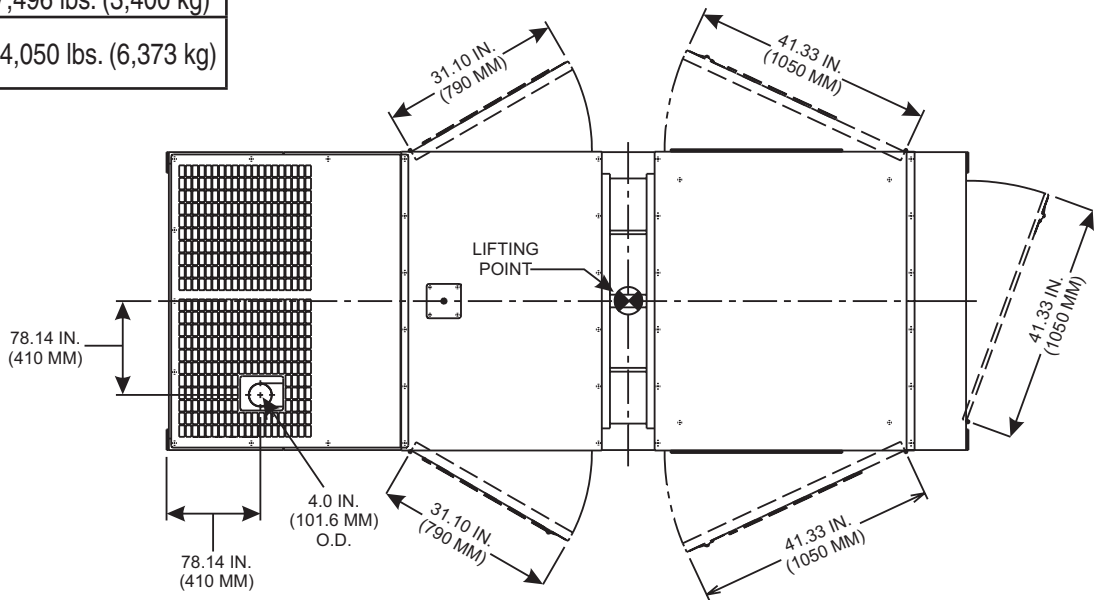
DCA220SSCU

MQ POWER Whisperwatt™ Series

DIMENSIONS



Weight	
Dry Weight	6,636 lbs. (3,010 kg)
Wet Weight	7,496 lbs. (3,400 kg)
Max. Lifting Point Capacity	14,050 lbs. (6,373 kg)



Manufactured by Denyo Co.

© COPYRIGHT 2015 MULTIQUIP INC.
DCA220SSCU4i Rev. #2 (01/09/15)



1741 East Colon Street, (zip 90744)
PO Box 1212
Wilmington, CA 90748-1212
Phone: 310 835-3161 • Fax: 310 518-3019
sales@assocpower.com • www.assocpower.com