



# DCA20SPXU2

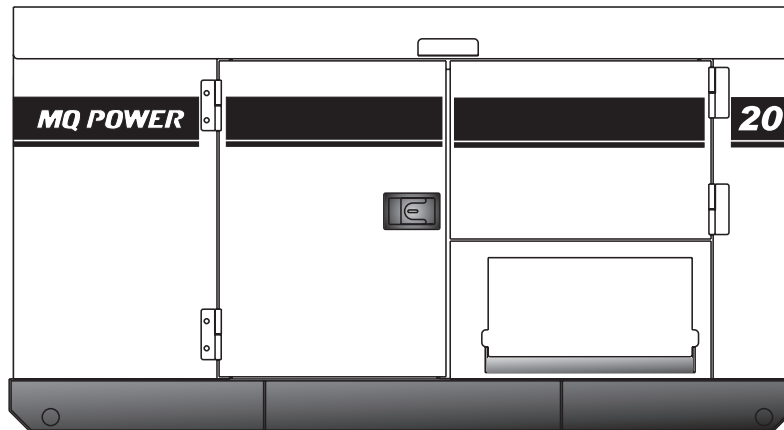
## MQ POWER Series Generator

### WhisperWatt™

Prime Rating — 20 kW (20 kVA)

Standby Rating — 22 kW (22 kVA)

Single-Phase, 60 Hertz, 1.0 PF



#### STANDARD FEATURES

- **Heavy duty, 4-cycle, diesel engine** — provides maximum reliability.
- **Brushless alternator** — reduces service and maintenance requirements and meets temperature rise standards for Class H insulation systems.
- **Open delta alternator design** — provides virtually unlimited excitation for maximum motor starting capability.
- **Automatic voltage regulator (AVR)** — provides precise regulation.
- **Full load acceptance** — of standby nameplate rating in one step (NFPA 110, para 5-13.2.6).
- **Sound attenuated, weather resistant, steel housing** — provides operation at 63 dB(A) at 23 feet. Fully lockable enclosure allows safe unattended operation.
- **Internal fuel tank** — with direct reading fuel gauges are standard.
- **Seven-stage powder coat paint** — provides durability and weather protection.
- **Fuel/water separator** — removes condensation from fuel for extended engine life. Panel mounted alarm light included.
- **Complete engine analog instrumentation** — includes DC ammeter, oil pressure gauge, water temp. gauge, fuel level gauge, tachometer/hour meter, and emergency shutdown monitors.
- **Complete generator analog instrumentation** — includes voltage regulator control, ammeter phase selector switch, AC voltmeter, AC ammeter, frequency meter, panel light, and circuit breaker.
- **Automatic safety shutdown system** — monitors the water temperature, engine oil pressure, overspeed and overcrank. Warning lights indicate abnormal conditions.
- **Automatic start/stop control** — automatically starts the generator set during a commercial power failure when used in conjunction with a transfer switch.
- **Complete power panel** — fully covered; single phase terminals and single phase receptacles allow fast and convenient hookup for most applications including temporary power boxes, tools and lighting equipment. All are NEMA standard.
- **EPA emissions certified** — Interim Tier 4 emissions compliant.



# DCA20SPXU2

## MQ POWER Series Generator

### SPECIFICATIONS

Generator Specifications	
Design	Revolving field, self-ventilated Drip-proof, single bearing
No. of Poles	4-pole
Excitation	Brushless with AVR
Standby Output	22 KW (27.5 kVA)
Prime Output	20 KW (25 kVA)
Generator RPM	1800
Voltage — 1Ø	120/240
Armature Connection	Series
Voltage Regulation (No load to full load)	±0.5%
Power Factor	1.0
Frequency	60 Hz
Frequency Regulation: No Load to Full Load	3-5% under varying loads from no load to 100% rated Load
Frequency Regulation: Steady State	±0.5% of mean value for constant loads from no load to full load
Insulation	Class H
Sound Level dB(A) Full load at 23 feet	63
Engine Specifications	
Make / Model	Isuzu / BV-4LE2
Emissions	EPA Interim Tier 4 Certified
Starting System	Electric
Design	4-cycle, Water cooled, Direct injection
Displacement	133.0 in <sup>3</sup> (2179 cc)
No. cylinders	4
Bore x Stroke	85 mm x 96 mm
Gross Engine Power Output	34.3 bhp (25.5 kW)
BMEP	100 psi (691 kPa)
Piston Speed	1134 ft/min (5.76 m/s)
Compression Ratio	18 : 1
Engine Speed	1800 rpm
Overspeed Limit	2100 rpm
Oil Capacity	2.25 gal (8.5 L)
Battery	12V 53Ah x 1

Fuel System		
Maximum Fuel Flow (per hour)	3.7 gal (14.0 L)	
Maximum Inlet Restriction (Hg)	8.66 in. (220 mm)	
Fuel Tank Capacity	17.0 gal (65.0 L)	
Fuel Consumption	gph	lph
At full load	1.66	6.3
At 3/4 load	1.21	4.6
At 1/2 load	0.85	3.2
At 1/4 load	0.58	2.2

Cooling System	
Fan Load	0.4 HP (0.3 KW)
Coolant Capacity (with radiator)	1.74 gal (6.6 L)
Coolant Flow Rate (per minute)	15.6 gal (59.0 L)
Heat Rejection to Coolant (per minute)	862 Btu (0.91 MJ)
Maximum Coolant Friction Head	3.1 psi (21.6 kPa)
Maximum Coolant Static Head	21 ft (6.4 m)
Ambient Temperature Rating	104°F (40°C)

Air	
Combustion Air	56 cfm (1.6 m <sup>3</sup> /min)
Maximum Air cleaner Restriction	25.0 in. H <sub>2</sub> O (6.2 kPa)
Alternator Cooling Air	388 cfm (11.0 m <sup>3</sup> /min)
Radiator Cooling Air	1271 cfm (36.0 m <sup>3</sup> /min)

Exhaust System	
Gas Flow (full load)	152 cfm (4.3 m <sup>3</sup> /min)
Gas Temperature	1004°F (540°C)
Maximum Back Pressure	28.0 in. H <sub>2</sub> O (7.0 kPa)

Amperage	
Rated Voltage	Maximum Amps
1Ø 120 Volt	83 x 2
1Ø 240 Volt	83
Main Line Circuit Breaker Rating	90 Amps

### WARRANTY\*

#### Isuzu Engine

12 months from date of purchase or 2000 hours (whichever occurs first).

#### Generator

24 months from date of purchase or 2000 hours (whichever occurs first).

#### Trailer

12 months excluding normal wear items.

\*Refer to the express written, one-year limited warranty sheet for additional information.

### NOTICE

Generator is not intended for use in enclosed areas or where free flow of air is restricted.

Backfeed to a utility system can cause electrocution, shock and/or property damage. **DO NOT** connect to any building's electrical system except through an approved device.

**Specifications are subject to change without notice.**



# DCA20SPXU2

## MQ POWER Series Generator

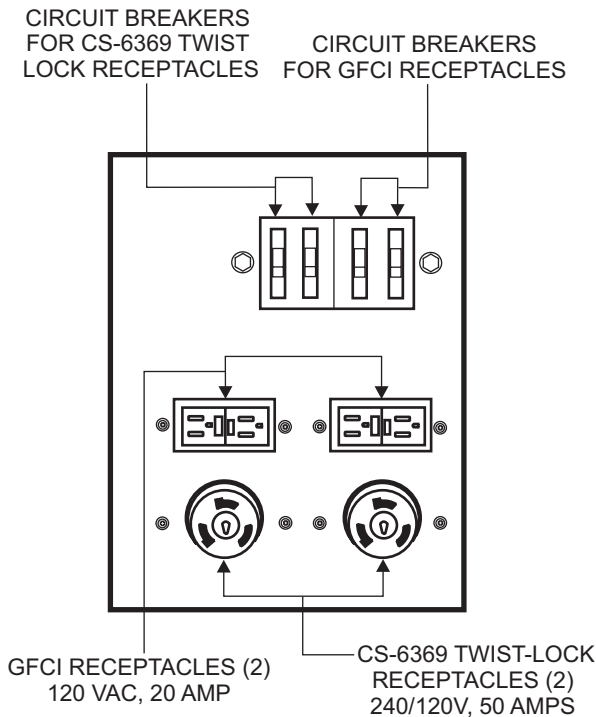
### MQ POWER DECIBEL LEVELS

Our soundproof housing allows substantially lower operating noise levels than competitive designs. WhisperWatts are at home on construction sites, in residential neighborhoods, and at hospitals — just about anywhere.

- 90 — Subway / truck traffic
- 80 — Average city traffic
- 70 — Inside car at 60 mph
- 63.0 — WhisperWatt at 23 feet
- 60 — Air conditioner at 20 feet
- 50 — Normal conversation



### GENERATOR OUTPUT PANEL



### OPTIONAL GENERATOR FEATURES

- **Electronic Governor Control (Crystal Sync)** — maintains frequency to within  $\pm 0.25\%$  from no load to full load.
- **Battery Charger** — provides fully automatic and self-adjusting charging to the generator's battery system.
- **Jacket Water Heater** — for easy starting in cold weather climates.
- **Special Batteries** — long life batteries provide extra engine cranking power.
- **Low Coolant Level Shutdown** — provides protection from critically low coolant levels. Includes control panel warning light.
- **Spring Isolators** — provide seismic vibration dampening for standby applications.
- **Trailer Mounted Package** — highway legal trailer with electric or hydraulic brakes with tandem axle configuration.

### OPTIONAL CONTROL FEATURES

- **Emergency Stop Switch** — when manually activated shuts down generator in the event of an emergency.
- **Audible alarm** — alerts operator of abnormal conditions

### OPTIONAL OUTPUT CONNECTIONS

- **Pin and Sleeve Connectors**
- **AC Output Cable**

### OPTIONAL FUEL CELL FEATURES

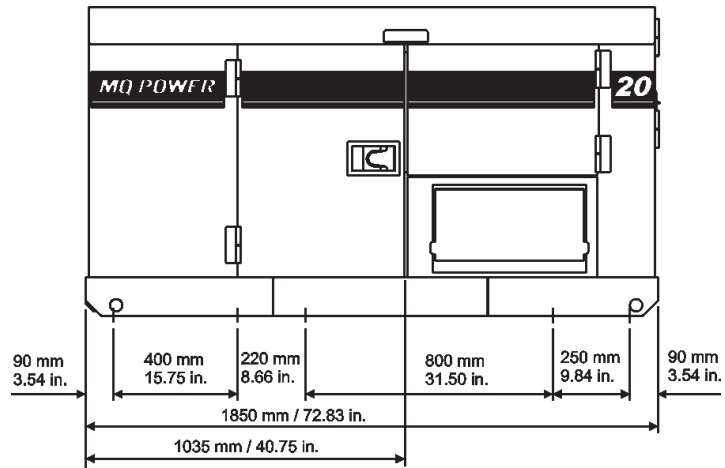
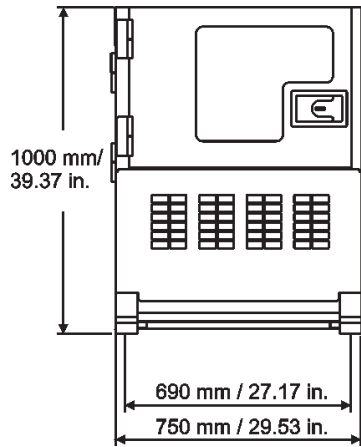
- **Trailer Fuel Tank** — a second fuel cell located in the trailer allows for extended run time.
- **Sub-base Fuel Cells (Single Wall)** — Additional fuel cell for extended runtime operation.
  - 12 hours of minimum run time.
  - 24 hours of minimum run time.
- **Sub-base Fuel Cells (Double Wall)** — Additional fuel cell for extended runtime operation. Contains a leak sensor, low fuel level switch, and a secondary containment tank. UL142 listed.
  - 12 hours of minimum run time.
  - 24 hours of minimum run time.



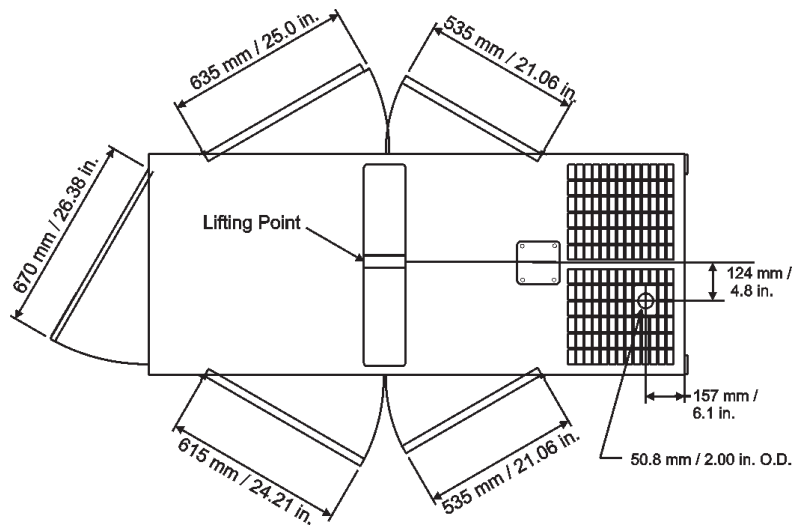
# DCA20SPXU2

## MQ POWER Series Generator

### DIMENSIONS



Weight	
Dry Weight	1,412 lbs. (640 kg)
Wet Weight	1,563 lbs. (709 kg)
Max. Lifting Point Capacity	3,240 lbs. (1,470 kg)



Generator can be placed on MQ Models TRLR50, TRLR50XF, and TRLR85XF Trailers.



Manufactured by Denyo Co.

© COPYRIGHT 2012 MULTIQUIP INC.  
DCA20SPX2/DCA20SPXU2 Rev. #7 (04/13/12)



1741 East Colon Street, (zip 90744)  
PO Box 1212  
Wilmington, CA 90748-1212  
Phone: 310 835-3161 • Fax: 310 518-3019  
sales@assocpower.com • www.assocpower.com