



DCA36SPXU4F

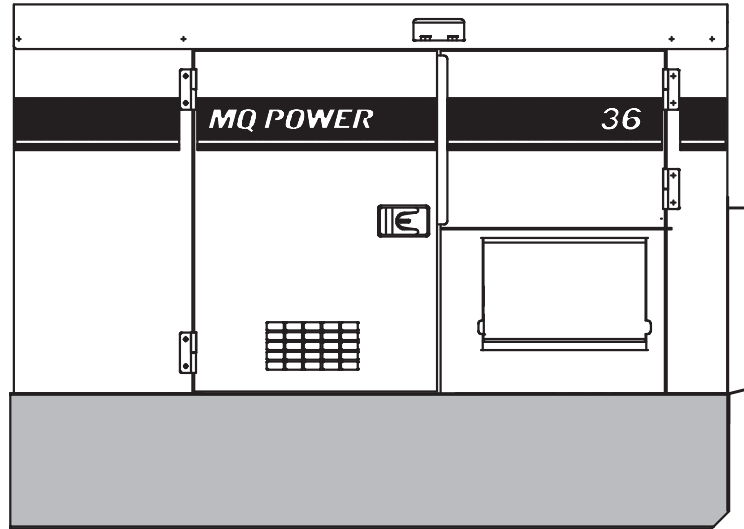
MQ POWER Series Generator

WhisperWatt™

Prime Rating — 36 kW (36 kVA)

Standby Rating — 40 kW (40 kVA)

Single-Phase, 60 Hertz, 1.0 PF



STANDARD FEATURES

- Heavy duty, 4-cycle, direct injection, turbocharged, charge air cooled, EGR, DOC, diesel engine provides maximum reliability.
- Brushless alternator reduces service and maintenance requirements and meets temperature rise standards for Class H insulation systems.
 - Open delta excitation design provides virtually unlimited excitation for maximum motor starting capability.
 - Automatic voltage regulator (AVR) provides precise regulation.
- Electronic Governor Control — isochronous control, maintains frequency to within $\pm 0.25\%$ from no load to full load.
- Full load acceptance of standby nameplate rating in one step (NFPA 110, para 5-13.2.6).
- Sound attenuated, weather resistant, steel housing provides operation at 66 dB(A) at 23 feet. Fully lockable enclosure allows safe unattended operation.
- Internal fuel tank with direct reading of fuel gauge.
- E-coat and powder coat paint provides durability and weather protection.
- Fuel/water separator removes condensation from fuel for extended engine life. Panel mounted alarm light included.
- Complete engine analog instrumentation includes DC ammeter, oil pressure gauge, water temp. gauge, fuel level gauge, tachometer/hour meter, preheat indicator, and emergency shutdown monitors.
- ECU750 — automatic CANBUS engine control with LED status indicator lights.
- Automatic start/stop control — automatically starts the generator set during a commercial power failure when used in conjunction with a transfer switch.
- Complete generator analog instrumentation includes voltage regulator control, ammeter phase selector switch, voltmeter phase selector switch, AC voltmeter, AC ammeter, frequency meter, panel light, and circuit breaker.
- Automatic safety shutdown system monitors the water temperature, engine oil pressure, overspeed and overcrank. Warning lights indicate abnormal conditions.
- Complete power panel. Fully covered; single-phase terminals and single-phase receptacles allow fast and convenient hookup for most applications including temporary power boxes, tools and lighting equipment. The GFCI receptacles are NEMA 5-20, and the auxiliary outputs use CS6369 twist-lock receptacles.
- EPA emissions certified — Tier 4 final emissions compliant.
- Spill containment — Bunded design protects environment by capturing up to 119% of engine fluids.



DCA36SPXU4F

MQ POWER Series Generator

SPECIFICATIONS

Generator Specifications	
Design	Revolving field, self-ventilated Drip-proof, single bearing
No. of Poles	4-pole
Excitation	Brushless with AVR
Standby Output	40 KW (40 kVA)
Prime Output	36 KW (36 kVA)
Generator RPM	1800
Voltage — 1Ø	120/240
Voltage Regulation (No load to full load)	±0.5%
Power Factor	1.0
Frequency	60 Hz
Frequency Regulation: No Load to Full Load	Isochronous under varying loads from no load to 100% rated load
Frequency Regulation: Steady State	±0.25% of mean value for constant loads from no load to full load
Insulation	Class H
Sound Level dB(A) Full load at 23 feet	66

Engine Specifications	
Make / Model	Isuzu / 4LE2X
Emissions	EPA Tier 4 Final Certified
Starting System	Electric
Design	4-cycle, water cooled, direct injection, turbocharged, charge air cooled, EGR and DOC
Displacement	133.0 in ³ (2179 cc)
No. cylinders	4
Bore x Stroke (mm)	85 x 96
Gross Engine Power Output	65.7 hp (49 kW)
BMEP	217 psi (1499 kPa)
Piston Speed	1133.9 ft./min. (5.76 m/s)
Compression Ratio	17.6:1
Engine Speed	1800 rpm
Overspeed Limit	2070 rpm
Oil Capacity	3.2 gallons (12.2 liters)
Battery	12V 72Ah x 1

Fuel System		
Recommended Fuel	ASTM-D975-No.1 & No.2-D	
Maximum Fuel Flow (per hour)	3.4 gallons (13 liters)	
Maximum Inlet Restriction (Hg)	11 in. (280 mm)	
Fuel Tank Capacity	79.2 gallons (300 liters)	
Fuel Consumption	gph	lph
At full load	2.93	11.1
At 3/4 load	2.20	8.31
At 1/2 load	1.60	6.04
At 1/4 load	1.04	3.92

Cooling System	
Fan Load	2.01 hp (1.5 kW)
Coolant Capacity (with radiator)	4.44 gallons (16.8 liters)
Coolant Flow Rate (per minute)	16.9 gallons (64.2 liters)
Heat Rejection to Coolant (per minute)	1934 Btu (2.04 MJ)
Maximum Coolant Friction Head	14.5 psi (100 kPa)
Maximum Coolant Static Head	3.35 feet (1.02 meters)
Ambient Temperature Rating	104°F (40°C)

Air	
Combustion Air	174 cfm (4.94 m ³ /min)
Maximum Air Cleaner Restriction	25 in. H ₂ O (6.23 kPa)
Alternator Cooling Air	526 cfm (14.9 m ³ /min)
Radiator Cooling Air	1900 cfm (53.8 m ³ /min)

Exhaust System	
Gas Flow (full load)	237 cfm (6.7 m ³ /min)
Gas Temperature	1078°F (581°C)
Maximum Back Pressure	38.1 in. H ₂ O (9.5 kPa)

Amperage	
Rated Voltage	Maximum Amps
1Ø 120 Volt	150 x 2
1Ø 240 Volt	150
Main Line Circuit Breaker Rating	150 Amps

WARRANTY*

Isuzu Engine

12 months from date of purchase with unlimited hours or 24 months from date of purchase with 2000 hours (whichever comes first).

Generator

24 months from date of purchase or 2000 hours (whichever occurs first).

Trailer

12 months excluding normal wear items.

*Refer to the express written, one-year limited warranty sheet for additional information.

NOTICE

Generator is not intended for use in enclosed areas or where free flow of air is restricted.

Backfeed to a utility system can cause electrocution, shock and/or property damage. **DO NOT** connect to any building's electrical system except through an approved device.

Specifications are subject to change without notice.



DCA36SPXU4F

MQ POWER Series Generator

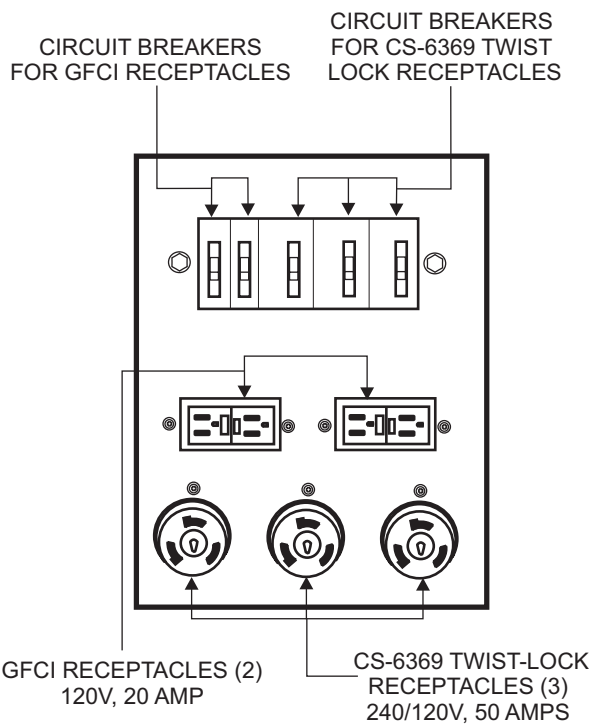
MQ POWER DECIBEL LEVELS

Our soundproof housing allows substantially lower operating noise levels than competitive designs. WhisperWatts are at home on construction sites, in residential neighborhoods, and at hospitals — just about anywhere.

- 90 — Subway / truck traffic
- 80 — Average city traffic
- 70 — Inside car at 60 mph
- 60 — Air conditioner at 20 feet
- 50 — Normal conversation



GENERATOR OUTPUT PANEL



OPTIONAL GENERATOR FEATURES

- **Battery Charger** — provides fully automatic and self-adjusting charging to the generator's battery system.
- **Jacket Water Heater** — for easy starting in cold weather climates.
- **Special Batteries** — long life batteries provide extra engine cranking power.
- **Low Coolant Level Shutdown** — provides protection from critically low coolant levels. Includes control panel warning light.
- **Spring Isolators** — provides seismic vibration dampening for standby applications.
- **Trailer Mounted Package** — meets National Highway Traffic Safety Administration (NHTSA) regulations. Trailer is equipped with electric or hydraulic brakes with tandem axle configuration.

OPTIONAL CONTROL FEATURES

- **Emergency Stop Switch** — when manually activated shuts down generator in the event of an emergency.
- **Audible Alarm** — alerts operator of abnormal conditions.

OPTIONAL OUTPUT CONNECTIONS

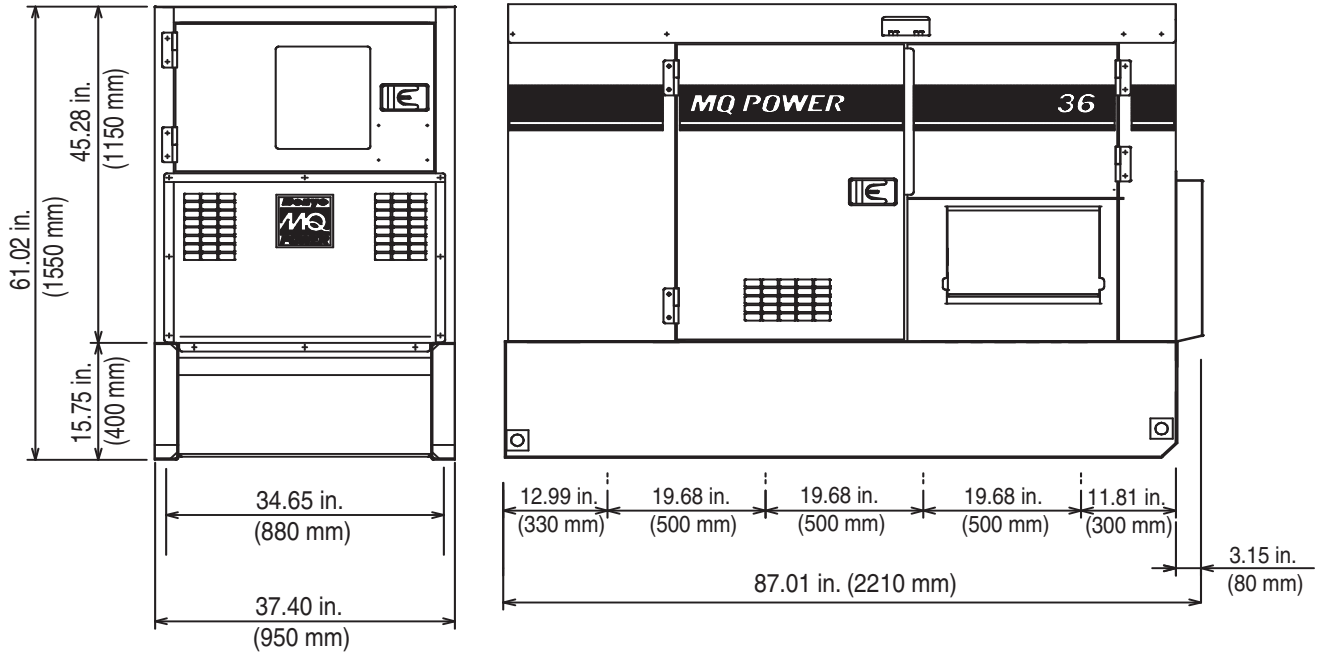
- **Cam-Lok Connectors** — provides quick disconnect alternative to bolt-on connectors.
- **Pin and Sleeve Connectors** — provides industry standard connectors for all voltage requirements.
- **Output Cable** — available in any custom length and size configuration.



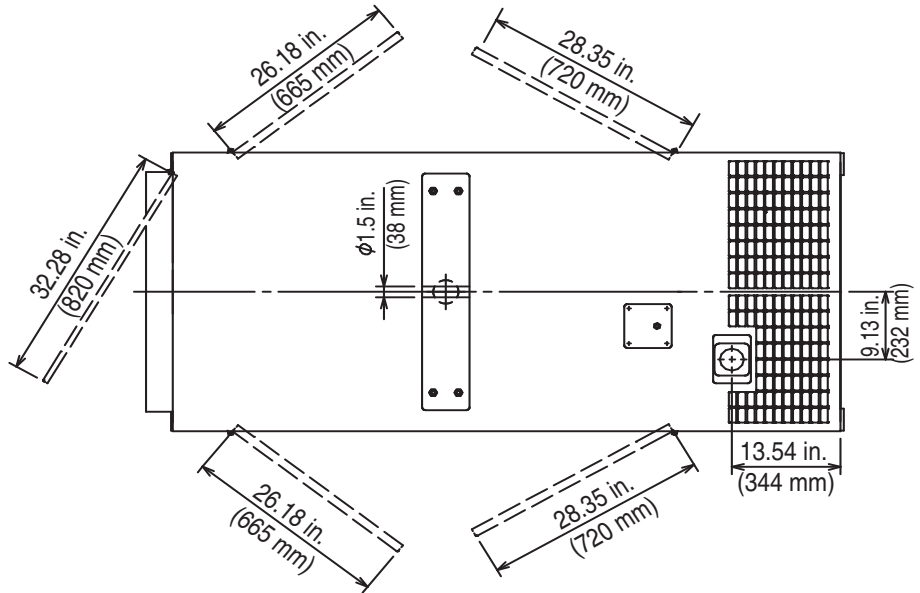
DCA36SPXU4F

MQ POWER Series Generator

DIMENSIONS



Weight	
Dry Weight	2,448 lbs. (1,110 kg)
Wet Weight	3,087 lbs. (1,400 kg)
Max. Lifting Point Capacity	5,150 lbs. (2,336 kg)



Generator can be placed on MQ Power Model TRLR45 Trailer.



Manufactured by Denyo Co.

© COPYRIGHT 2014 MULTIQUIP INC.
DCA36SPXU4F Rev. #1 (07/15/14)



1741 East Colon Street, (zip 90744)
PO Box 1212
Wilmington, CA 90748-1212
Phone: 310 835-3161 • Fax: 310 518-3019
sales@assocpower.com • www.assocpower.com